



**FULFEN**  
Primary School

Leading the way  
to a brighter future

L Love of Learning... E Encouraging... A Adaptable... D Determination...

# English Policy

**Date Written: February 2024**

**Review Date: February 2025**



## Curriculum Aims

At Fulfen Primary School we believe that the English curriculum prepares all pupils to lead an enriched, fulfilling life by teaching the skills they need to communicate effectively and confidently with others, using the spoken and written word. We aim to promote a life-long love of reading which develops their cultural, emotional and intellectual awareness so they can participate fully in the world around them.

### **Aims:**

- To develop in our pupils the ability to communicate effectively in speech and writing.
- To listen with understanding.
- To enable our children to become fluent and responsive readers.
- To develop a lifelong love of reading and writing.

### **To develop our pupils as Speakers and Listeners we:**

- Give them opportunities to express their ideas to a range of audiences.
- Give them opportunities to take part in group discussion and drama activities.
- Encourage them to listen and respond appropriately to others.
- Help them to understand the need to adapt their speech to different situations.
- Give them opportunities to evaluate and reflect on their own speech.
- Encourage them to use the vocabulary and grammar of standard English whenever appropriate.

### **To develop our pupils as Readers we:**

- Teach them to read accurately and fluently using a range of strategies.
- Help them to understand and respond to what they read using inference and deduction where appropriate.
- Allow the opportunity for children to reflect on and discuss what they have read, including the language and punctuation choices made by the author.
- Enhance their understanding of a variety of text types including non-fiction, fiction and poetry.
- Encourage them to develop a love of reading and become confident, fluent and independent.
- Teach them how to seek information and learn from the written word.
- Use drama and role-play, where appropriate, to engage children in the text.
- Teach reading as a whole class for 1 hour 2 times a week from Year 2 (Spring) and through guided reading groups using decodable texts in Reception and Year 1.
- Read a class book at the end of the day every day in all year groups.
- Teach phonics through a well monitored and systematic programme throughout EYFS and KS1 and in KS2 when needed. See the phonics policy for further information.
- Use the Accelerated Reading program to encourage reading
- Provide high quality books in book corners.



**To develop our pupils as Writers we:**

- Teach them to write effectively for a range of purposes and a range of reasons, adapting their vocabulary and style as appropriate.
- Encourage them to write with interest, commitment and enjoyment.
- Show them how to write in a variety of genres with clear guidance of the genres to be taught in each year group to ensure coverage.
- Show them how to proof read and edit in order to improve their own writing.
- Show them how to use punctuation to make meaning clear to their reader.
- Give them the knowledge and the strategies to become confident and accurate spellers through an individual spelling scheme and investigative spelling rule lessons.
- Teach them a fluent and legible style of handwriting, promoting an understanding of how to present work appropriately using teacher modelling during handwriting practice. (SEE APPENDIX FOR HANDWRITING POLICY)
- Teach them how to be aware of the desired effect on the reader and to read as a writer.

## Curriculum Organisation and Planning

### **A love of reading**

At Fulfen, it is an aim for teachers to instil a 'love of reading' for every child. This begins in Pre-School. Reception, Year 1 and Year 2, provide fully decodable texts inline with the children's phonetical understanding. These books are taken home and aid the development of fluency. These books must show a cumulative progression for children's phonetic understanding and link to the phonics that is being taught at school. However, in Early Years and Year 1, it is crucial that phonics and home-reading is not the sole-provision for reading at Fulfen. We will help develop a love of reading for children by regularly undertaking in daily class reading, rhyming, poems and nursery rhymes. These lessons are crucial in assisting the growth of children's love of reading, as well as assisting their growing vocabulary.

This is then developed in Year 2 onwards, where the love of reading is fostered through an exposure to a range of high-quality and exciting pieces of literature from a range of authors and genres. Regular whole-class Guided Reading lessons, opportunities for independent reading and teacher-led reading time will allow for the exposure of a range of texts to take place. Similarly, the class teacher will regularly analyse and evaluate the reading data and ensure that the pupils who are reading below age-related expectations (the lowest 20%) will be heard read every day by an adult and participate in regular reading interventions. This will support the aim of ensuring that children are reading books independently at a suitable, age-expected level.

### **A love of writing**

Developing from the aim of instilling a love of reading for the children at Fulfen Primary School, we aim for all children to grow and nurture a love for writing. We believe that this can only come through the close link to a love for reading. At Fulfen Primary School, we regularly



encourage children to ‘think as a reader’. This involves the children independently considering the desired impact on the reader of their own writing, giving them much more accountability and purpose. This close link between reading and writing, alongside teachers’ creativity in teaching approaches, is what can help instil both a love of reading and writing for all children at Fulfen.

Another way we develop and grow a love of writing, is by giving children the chance to showcase their work. The writing process at Fulfen involves children following a range of texts closely, analysing their features and taking ideas from a specific model text per genre, before structuring a final piece of their own writing. This final piece is developed over a number of lessons and follows a process of: drafting, editing and re-writing. This process enables children to produce something that they are proud of and that they would like to showcase to other members of the school through displays and reading/performing. The writing process at Fulfen not only develops our children as writers, but provides opportunities for them to develop as performers and readers, who are proud of what they have achieved.

### Phonics

- Throughout the Early Years Foundation Stage, early phonetic awareness is promoted and developed through every day activities and routines such as listening games, shared reading, singing and interactive planning sessions. Children are encouraged to identify familiar letters in their name and hear the sounds they are making, identify familiar words, to listen for sounds and to remember sounds.
- In Reception and Key Stage 1 phonics is timetabled to be taught daily in planned sessions based on the “Rocket Phonics” scheme. Children are taught to segment and blend words and apply their learning for reading decodable books and common exception words. A wide range of activities are used by practitioners to help children achieve the goal of fluent word recognition.
- We use a policy of ‘keep up, not catch up’ to ensure all children learn to read and provide interventions to support children to keep up with their peers.
- Towards the end of Year 1 all children will take part in the national phonics screening test. Children who fail this test continue to receive intervention in Year 2 and beyond.

### Use of Technology

iPads are used in lessons as a tool to assist with learning and to make tasks more efficient or more effective. Pupils can creatively apply what they have learnt to enable them to know and remember more as well as develop critical thinking and creative skills. Technology is used to capture pupils’ imagination; support learning by removing the cognitive load; deepen understanding or scaffold learning within a lesson. Technology is used in English to:

- sorting or matching activities (before moving onto a deeper challenge)
- annotating and highlighting text,
- photographing and labelling,
- manipulating language - having a go and editing,
- collecting ideas,
- reading,



## English Policy

- recording verbal responses,
- videoing practical activities,
- creating digital content as a final outcome (e.g. a narrative over a video, explanation of a process, animation to show understanding, creating emotive videos etc)
- to support with reading texts
- using voice to text to support with written work,
- support with research, spellings and synonyms,
- producing creative outcomes to tasks to deepen learning and help children remember more.
- collecting evidence of reading,
- making web-pages more accessible to pupils,
- annotating, editing and improving written work.

## Assessment and Feedback

### Assessment

- Ongoing assessment takes place by teachers when planning lessons and interventions.
- Formal assessment takes place every term in reading, writing and phonics and is reported to the SLT using **NFER assessment**.
- In phonics, a **Baseline Assessment** is completed at the start of each year and all children are assessed to see what they know and can do (this is completed in Years 1, 2, 3 and 4). **Formative assessments** are ongoing throughout daily and weekly teaching. Teachers provide additional support where necessary (the same day/week) to ensure children 'keep up' wherever possible. **Rocket Phonics Summative assessments** are completed each half term. These assessments are used to inform subsequent teaching. Teachers ensure that taught content is revisited where necessary. **Collins Big Cat Assessments** are also completed in Early Years to Year 4. These assessments provide detail on the 'banding' of books for children.
- A handwriting assessment is completed at the beginning of each term and children are assessed against year group specific handwriting criteria. The children are provided next steps from this assessment.
- The school takes part in the government assessment schedule in EYFS, Year 1 and Year 6.


### Feedback

Feedback is given to pupils in order to further their learning and improve their thinking. Our regular, timely feedback has an impact on pupils' future performance and gives children the responsibility for improving their own work. Some of the ways in which pupils receive feedback: Edit as appropriate for your subject.

- Live marking;



## English Policy

- Verbal comments and questions;
- The use of marking codes against written work;
- Incorrect spelling in a piece of work that children should know (depending on year group) needs to be underlined in red pen and children must address this spelling error during the next lesson. Children are encouraged to write it out 3 times in KS1 and in KS2 the children must write the word in a sentence. All incorrectly spelt homophones must be addressed.
- A range of marking stickers are used and must be acknowledged by the children in the next lesson. They are designed to have next steps printed on them and then placed in the books. These types of stickers should be used regularly when marking is completed by the class teacher. Sometimes a piece of work will be a 'Let's Celebrate' and 'You're on the way!' sticker. These should not be used more than once a week.
- A red arrow indicates where you would like the children to complete their next steps.
- All marking will be in red pen so it is clearly visible.
- Comments left on Seesaw to move learning on , which are responded to with a comment from the pupil;
- Peer and self-assessment are utilised but children will require support in doing this until they are confident with the expectations for this type of marking.

## Monitoring and Evaluation

Senior Leadership Team and English Subject Lead manage a programme of monitoring and evaluation of the teaching and learning in the school through:

- implementing of a monitoring cycle
- monitoring of planning
- book looks / Seesaw monitoring
- learning walks

Our English curriculum is also regularly reviewed for effectiveness by class teachers to see if children have learnt what was intended. This results in us constantly adapting to improve our curriculum to ensure it evolves and keep it ambitious.

## Roles and Responsibilities

### Governing Board

The governing board will monitor the effectiveness of this policy and hold the headteacher to account for its implementation.

The governing board will also ensure that:

- A robust framework is in place for setting curriculum priorities and aspirational targets



## English Policy

- Enough teaching time is provided for pupils to cover the National Curriculum and other statutory requirements
- Proper provision is made for pupils with different abilities and needs, including children with special educational needs (SEN)
- The school implements the relevant statutory assessment arrangements
- It participates actively in decision-making about the breadth and balance of the curriculum
- It fulfils its role in processes to disapply pupils from all or part of the National Curriculum, where appropriate, and in any subsequent appeals

### Headteacher

The headteacher is responsible for ensuring that this policy is adhered to, and that:

- All required elements of the curriculum, and those subjects which the school chooses to offer, have aims and objectives which reflect the aims of the school and indicate how the needs of individual pupils will be met
- The amount of time provided for teaching the required elements of the curriculum is adequate and is reviewed by the governing board
- Where appropriate, the individual needs of some pupils are met by permanent or temporary disapplication from all or part of the National Curriculum
- They manage requests to withdraw children from curriculum subjects, where appropriate
- The school's procedures for assessment meet all legal requirements
- The governing board is fully involved in decision-making processes that relate to the breadth and balance of the curriculum
- The governing board is advised on whole-school targets in order to make informed decisions
- Proper provision is in place for pupils with different abilities and needs, including children with SEN

### Subject Lead

- The role of the English leads will be to improve the standards of teaching and learning in English across the school, from Early Years to Year 6. This will be done through regular monitoring of the subject and CPD training/independent research and reading. The monitoring that will take place involves:
- Pupil progress analysis





## English Policy

- Pupil conversations/conferencing regarding all areas of the English subject
- Regularly organising and analysing the need for new resources
- Purchasing new resources for both teachers and children
- Analysing data and SATs results
- Observing the teaching and learning of reading, writing and GPS lessons
- Regularly finding opportunities to develop and further the English policy
- Leading staff meetings to further develop staff subject knowledge
- Checking that assessment for English is in line with the school's assessment policy
- Meeting regularly with the Head Teacher to give a summary of findings of strengths and weaknesses of the subject across the school
- In order for effective monitoring to take place, the English co-ordinators are given set time during school hours to develop the subject of English across the school.

### Other Staff

Other staff will ensure that the school curriculum is implemented in accordance with this policy.

### Scaffold and Challenge

Teachers set high expectations for all pupils. They will use appropriate assessment to set ambitious targets and plan challenging work for all groups, including:

- More able pupils
- Pupils with low prior attainment
- Pupils from disadvantaged backgrounds
- Pupils with SEN
- Pupils with English as an additional language (EAL)

Teachers will plan lessons so that pupils with SEN and/or disabilities are scaffolded in order that they can study English wherever possible and ensure that there are no barriers to every pupil achieving.

Teachers will also take account of the needs of pupils whose first language is not English. Lessons will be planned so that teaching opportunities help pupils to develop their English, and to support pupils to take part in all subjects.

Further information can be found in our statement of equality information and objectives, and in our SEN policy and information report.

In planning work, the teachers will aim:

- To provide breadth and balance of activities for all children;





## English Policy

- To provide a differentiated English curriculum to meet the needs of all the children through the continuity of experiences;
- To set suitable learning challenges for individuals or small groups of children where necessary;
- To respond to pupils' diverse learning needs;
- To liaise with the SENCo to ensure that provision is made for all children with SEND;
- To relate activities for SEND children to their Personal Learning Plan targets;
- To overcome potential barriers to learning and assessment for individuals and groups of pupils;
- To provide scaffolding for pupils where necessary.

### **Cross-Curricular opportunities**

- Teachers will take opportunities to implement all areas of English teaching and learning to all areas of the curriculum. Planning will take place to allow children the opportunity to practise and apply the skills, knowledge and understanding that they have learnt in English lessons through different circumstances and activities. Extended writing opportunities are expected in subjects such as Science and Topic, in order to showcase children's transferrable literacy skills.

### **Equal Opportunities and Inclusion**

- All children are given access to a broad and balanced English curriculum regardless of gender, ability, race or religion.
- Provision will be made for individual needs in PLPs.
- Equal opportunities are provided for boys and girls, also for children with special needs, those who are talented or gifted and children from different cultural backgrounds.
- Children with English as an additional language will be given access to additional resources and teaching to support their learning and to ensure they make maximum progress from their individual starting points.

A feeling of self-worth will be engendered throughout the activities.

## Spoken Language

The national curriculum for English reflects the importance of spoken language in pupil's development across the whole curriculum - cognitively, socially and linguistically. The quality and variety of language that pupils hear and speak are key factors in developing their English vocabulary and presenting independent pieces of written work. They must be assisted in making their thinking clear to themselves as well as others and teachers should ensure that pupils build secure foundations by using discussion and carefully tailored questions to probe and remedy any misconceptions.



**To develop our pupils as Speakers and Listeners we:**

- Give them opportunities to express their ideas to a range of audiences.
- Give them opportunities to take part in group discussion and drama activities.
- Encourage them to listen and respond appropriately to others.
- Help them to understand the need to adapt their speech to different situations.
- Give them opportunities to evaluate and reflect on their own speech.
- Encourage them to use the vocabulary and grammar of standard English whenever appropriate.

## British Values & Culture

### British Values

Our school reflects the British Values in all that we do. We aim to support our children throughout their primary school journey so they can develop into safe and caring individuals who will become democratic, responsible and tolerant adults who will make a positive difference to the society they live in. Some of the ways in which British values are embedded within English are:

- Look at a wide range of books and authors that teach themes of tolerance, mutual respect and democracy
- Year groups will share stories, poetry and other writings from other cultures - and talk about diversity, tolerance and discrimination
- English display to celebrate and promote a diverse range of authors and text types for all readers.
- Democracy and mutual respect are embedded within class discussions, collaborative work
- Build esteem in reading and writing and enable children to express their opinions in a variety of ways.

### Culture & Diversity

- All children are given access to a broad and balanced English curriculum regardless of gender, ability, race or religion.
- Provision will be made for individual needs in PLPs.
- Equal opportunities are provided for boys and girls, also for children with special needs, those who are talented or gifted and children from different cultural backgrounds.
- Children with English as an additional language will be given access to additional resources and teaching to support their learning and to ensure they make maximum progress from their individual starting points.
- A feeling of self-worth will be engendered throughout the activities.



## Links to other policies

This policy links to the following policies and procedures:

- Reading Policy
- Phonics Policy
- EYFS Policy
- SEND Policy
- Equality Information and Objectives

## Legislation and Guidance


This policy reflects the requirements of the [National Curriculum programmes of study](#), which all maintained schools in England must teach.

It also reflects requirements for inclusion and equality as set out in the [Special Educational Needs and Disability Code of Practice 2014](#) and [Equality Act 2010](#), and refers to curriculum-related expectations of governing boards set out in the Department for Education's [Governance Handbook](#).



Appendix

**Fulfen Primary School  
Handwriting Policy**



Cursive Lower Case Letters



**Handwriting Policy**

At Fulfen we are very proud of our pupil's handwriting and take particular care in our cursive handwriting style. From year 1, pupils will be explicitly taught handwriting using a variety of handwriting resources as the basis of our handwriting policy as it covers all the requirements of the National Curriculum.

**Objective**

Handwriting is a basic skill that influences the quality of work throughout the curriculum. By the end of Key Stage 2 all pupils should have the ability to produce fluent, legible and, eventually, speedy joined-up handwriting, and to understand the different forms of handwriting used for different purposes.

Our intention is to make handwriting an automatic process that does not interfere with



creative and mental thinking.

**Aims:**

- To develop a neat, legible, speedy handwriting style using continuous cursive letters, which leads to producing letters and words automatically in independent writing.
- To establish and maintain high expectations for the presentation of written work.
- For pupils to understand, by the end of Year 6, the importance of neat presentation and the need for different letterforms (cursive, printed or capital letters) to help communicate meaning clearly.



**Expectations**

All teaching staff are encouraged to model the cursive style in all their handwriting, whether on whiteboards, displays or in pupils' books to ensure consistency across the school.

**Consistency throughout the school**

Pupils should experience coherence and continuity in the learning and teaching of handwriting across all school years and be encouraged to take pride in the presentation of their work. Our objective is to help pupils enjoy learning and developing their handwriting with a sense of achievement and pride.

**Handwriting frequency**

Handwriting is a cross-curricular task and will be taken into consideration during all lessons. Formal teaching of handwriting will be carried out regularly and systematically to ensure Key Stage targets are met.

**Pens and pencils**

Children will start handwriting using a soft pencil. More competent pupils can use a handwriting pen.



## **Inclusion**

For children who experience handwriting difficulties due to fine motor development, including those who are left-handed and those with special educational needs, the appropriate additional support will be put into place. Teachers will ensure that planning includes differentiation activities for extra practice/challenge and interventions will be implemented where necessary.

## **Key Stage Teaching**

### **EYFS**

For our youngest pupils, we teach short handwriting lessons which will include the following:

- enhancing gross motor skills such as air-writing, pattern-making and physical activities
- exercises to develop fine motor skills such as mark-making on paper, whiteboards, sensory trays, iPads, tablets, etc.
- becoming familiar with letter shapes, their sounds, formation and vocabulary
- correct sitting position and pencil grip for handwriting



EYFS teaches pre-cursive patterns and lower case letters. It starts with Getting Ready for Handwriting including fine and gross motor skills warm-up exercises, correct sitting position and tripod pencil grip.



They will learn this in 3 stages:

- pre-cursive patterns
- easy letters and words
- harder letters and words

At the end of this stage, children should be able to recognise and form all the lowercase letters of the alphabet.

### **Key Stage 1: years 1 and 2**

Teaching progresses to 60 minute lesson per week:

- continuing with gross and fine motor skills exercises
- strengthening pre-cursive (Y1) and cursive (Y2) handwriting, learning and practice
- numerals, capitals and printed letters; where and when to use, learning and practice

**Lessons will focus on:** teaching how to write capital letters, printed letters, numbers and symbols, whilst reinforcing cursive





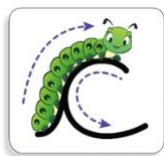
handwriting using on-line and printed resources. Teaching will be divided into three sections covering:

- capital letters
- printed letters
- numbers and symbols

On finishing this stage, children should be confident in writing all the capital and printed letters, numbers and symbols and start to become familiar with their use.



**Year 2** includes lessons to improve letter formation and orientation of letters through regular practice and to support spelling, grammar and punctuation in readiness for KS1 SATs. The sections in this unit cover:



- letter families
- high frequency words
- joining techniques
- sequencing sentences
- dictation exercises
- times table facts
- SPaG practice for KS1 SATs



With the regular handwriting practice throughout this stage, children should now be developing the fluency and speed of their writing.

### Lower Key Stage 2: Years 3 and 4

Handwriting lessons will continue once a week in Lower Key Stage 2.

**Year 3** lessons will focus on using a cursive style throughout their independent writing in all subjects, helping to refine their handwriting in line with the requirements of each lesson. This unit covers topics such as dictation, double letters, number vocabulary, palindromes, tongue twisters, MFL (French and Spanish), onomatopoeia, simile and statutory spellings.

Completion of this unit should ensure improvement in the legibility, consistency and quality of the children's handwriting through a variety of resources which link handwriting to other areas of the curriculum.



**Year 4** lessons will focus on using handwriting practice to support other subjects in the curriculum and, at the same time, build on fluency and consistency. Lessons will aim to promote meaningful links with other subjects such as English, maths, science, geography, French and Spanish. Making such links enables children to apply the skills they are learning in context and also provides depth to the curriculum.

Learners will continue to build on producing fluent, consistent and legible handwriting through the regular practice offered in lessons.

On concluding this unit, children will have practised applying size-appropriate handwriting to all areas of the curriculum whilst maintaining fluency and legibility.



### Upper Key Stage 2: Years 5 and 6

More advanced handwriting techniques will be taught during one weekly lesson:

- reinforcing cursive handwriting across the curriculum
- form-filling/labelling using printed and capital letters
- dictation exercises promoting quick note-taking and speedy handwriting writing skills
- KS2 SATs SPaG practice




**Year 5** continues to build on combining fluent handwriting with other subjects across the curriculum.

In this year, learners will have plenty of opportunity to develop the stamina and skills to write at length, with accurate spelling and punctuation. With teachers using a wide range of resources they will be able to work towards producing consistently neat and well-presented handwriting in all curriculum subjects.

On completing this unit, children should be producing cursive writing automatically, enabling them to focus on the content of their work rather than the process of writing.



**Year 6** presents learners with a range of tasks where they have to decide on an appropriate style of handwriting. Promoting speedy, fluent writing continues to be a strong feature. Challenging dictation exercises will refine pupils' revising and checking skills as well as boosting their handwriting speed, stamina and fluency. A range of curriculum-based worksheets will give pupils the opportunity to practise writing at length.



In year 6 teaching will also contain a strong link the grammar curriculum to aid KS2 SATs SPaG revision. Lessons will be designed to support year 6 pupils in meeting expected standards for spelling, punctuation and grammar, with lots of SPaG preparation and plenty of handwriting practice.




By the end of this unit, children should be able to adapt their handwriting for a range of tasks and purposes and to create different effects. They should be clear about what standard of handwriting is appropriate for a particular task, for example, quick notes, a final handwritten version, an un-joined style or capital letters. All of these writing styles are covered in this year group.

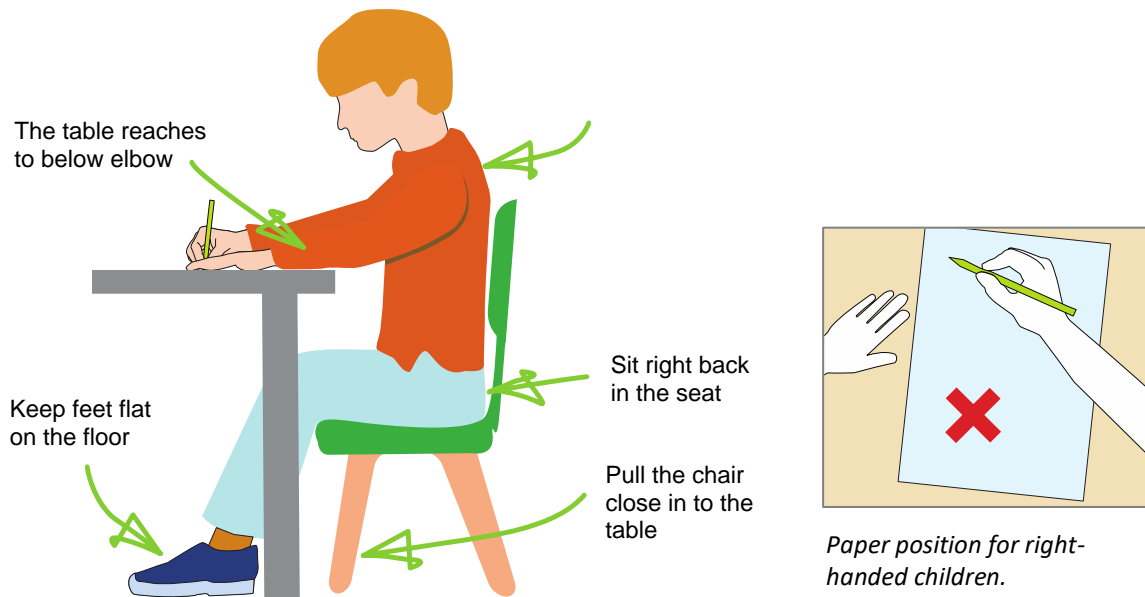
**Correct posture and pencil grip for handwriting**

Pupils should be taught to sit correctly at a table, holding a pencil comfortably and correctly.

**SITTING POSITION**

Sit with a straight back, not leaning over the page

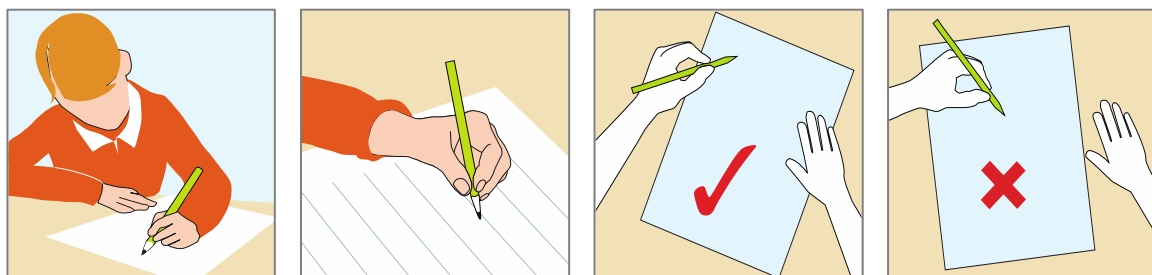




### LEFT-HANDED CHILDREN

Left-handed children may find it difficult to follow the movements of right-handed teachers as they model letter formation (and vice versa). Teachers should demonstrate to left-handers on an individual or group basis.

- Left-handed pupils should sit to the left of a right-handed child so that they are not competing for space.
- Pupils should position the paper/book to their left side and slanted, as shown.
- Pencils should not be held too close to the point as this can interrupt pupils' line of vision.
- Extra practice with left-to-right exercises may be necessary before pupils write left-to-right automatically.




Paper position for left-handed children.

### The Tripod Pencil Grip

Both right- and left-handed children should be encouraged to use the tripod grip which allows the pen/pencil to be held securely whilst allowing controlled movements of the pen/pencil nib. We use the Tripod Grip Rhyme:



**Right-handed pencil grip**




Point away the pencil,



Pinch it near the tip,



Lift it off the table,




Spin it round...




and grip.


**Left-handed pencil grip**




Point away the pencil,




Pinch it near the tip,



Lift it off the table,



Spin it round...





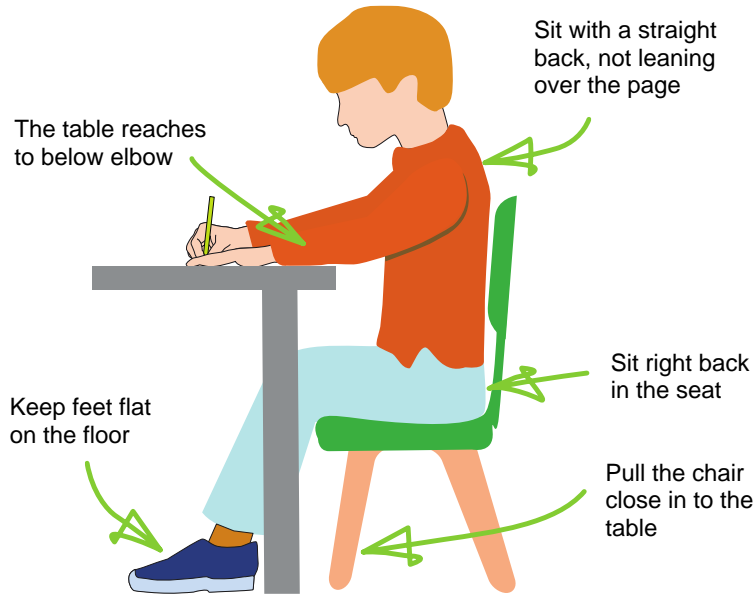
and grip.



### Correct posture and pencil grip for handwriting

Pupils should be taught to sit correctly at a table, holding a pencil comfortably and correctly.

#### SITTING POSITION




*Paper position for right-handed children.*


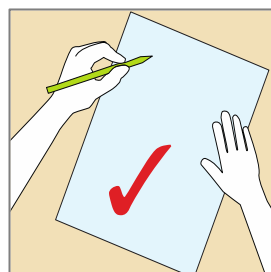

#### LEFT-HANDED CHILDREN

Left-handed children may find it difficult to follow the movements of right-handed teachers as they model letter formation (and vice versa). Teachers should demonstrate to left-handers on an individual or group basis.

- Left-handed pupils should sit to the left of a right-handed child so that they are not competing for space.
- Pupils should position the paper/book to their left side and slanted, as shown.
- Pencils should not be held too close to the point as this can interrupt pupils' line of vision.
- Extra practice with left-to-right exercises may be necessary before pupils write left-to-right automatically.



*Paper position for left-handed children.*




**The Tripod Pencil Grip**

Both right- and left-handed children should be encouraged to use the tripod grip which allows the pen/pencil to be held securely whilst allowing controlled movements of the pen/pencil



nib. We use the Tripod Grip Rhyme:


**Right-handed pencil grip**




Point away the pencil,



Pinch it near the tip,



Lift it off the table,




Spin it round...



and grip.


**Left-handed pencil grip**




Point away the pencil,




Pinch it near the tip,



Lift it off the table,



Spin it round...



and grip.

